

Tender – Sport – Professional



*Based in the north of Portugal, near the Spanish border, VALIANT is one of the largest European manufactures of semi-rigid craft. In 2003, the powerful BRUNSWICK Group, the world leader in motorboats, decided to extend its sales to the general public and acquired the VALIANT company. With 20 000 people working in 130 different countries, BRUNSWICK owns famous brands including SEALINE, BAYLINER, SEA RAY, HATTERAS, CABO, BOSTON WHALER, QUICKSILVER and also the MERCURY, MARINER and MERCUISER marine engines.*



Valiant is part of Brunswick Corporation, world leading manufacturer of boat engines and recreational craft.

## Why choose a semi-rigid? Its advantages include :

**Comfort:** The tube acts as a permanent buffer in the waves. The crew will tire less in heavy seas.

**Stability:** On an inflatable, the centre of gravity is lower than on a fibreglass hull. When stationary, the semi-rigid craft rolls less, thanks to its tube. It therefore feels safer to passengers.

**Safety:** With between 3 and 8 separate inflated chambers, and sometimes more, the tube will retain its form without altering the boat's performance even if one chamber is damaged. Even in the event of significant damage to the hull, the tube alone is capable of ensuring the buoyancy of the craft and consequently of the people on board.

**Ecology:** The lightness of a semi-rigid craft means that a less powerful engine is needed for the same performance than on a fibreglass boat. That means less investment, lower maintenance costs, lower consumption and considerably reduced pollution.

**Occupancy:** For identical dimensions, a semi-rigid craft will carry a larger number of persons. A 5,5 m semi-rigid could take 8 to 10 people compared with only 5 or 6 in a fibreglass boat.

**Lightness:** The low weight of a semi-rigid craft makes it easy to transport using the great majority of vehicles on the market.

## What fabric is most suitable for your purposes ?

### HAKU® PVC for sports use : DYNAMIC, VANGUARD and DR series

The PVC which we use was specially developed for the VALIANT by the German group MEHLER Technologies. Using a high tenacity 1100 Decitex fabric with very high quality coating produces a PVC which is extremely resistant to UV rays.

### AKRON® PU for professional use : DR series

This revolutionary high tenacity fabric (1870 Decitex) was developed more than ten years ago and was specially designed for VALIANT professional craft. As well as the fact that it can be thermo-welded like PVC, it also has five times more resistance to abrasion than Neoprene/Hypalon. This Fabric has received SOLAS certification issued by LLOYD'S REGISTER no ASS030012.



## What are the advantages of VALIANT ?

### Extensive experience in semi-rigid craft

With more than 15 years' experience in manufacturing semi-rigid professional boats, VALIANT has improved its construction techniques for both hulls and tubes down the years. After acquisition by the world's leading motorboat group Brunswick, VALIANT improved still further, benefiting from the technological support of the group's other production sites.

### A high quality thermo-welding technique

VALIANT makes exclusive use of the technique of THERMO WELDING when assembling the HAKU® PVC or AKRON® Polyurethane fabric of its tubes. This process combines fusion with high pressure bonding of double internal/external tapes, and is used to assemble the different parts of the tubes with welds stronger than the material itself.



### A high-tech lamination process

Derived from technology developed in the aeronautical industry, the semi-rigid Valiant craft use very advanced vacuum and injection moulding achieving an excellent weight/rigidity/reliability ratio.



### Tested under extreme conditions

All new models are severely tested in the Atlantic Ocean, taking advantage of the sometimes extreme conditions found along the Portuguese and Spanish coasts.

## VALIANT : guarantees and certification

In 2001, VALIANT received ISO 9001:2000 certification for the design, manufacture and repair of semi-rigid craft.

### Built to last

Each VALIANT model has been carefully designed to guarantee optimum performance. Our highly qualified technical staff rely on the most up to date CAD/CAM technologies at every stage in project design, planning and development.

The VALIANT manufacturing process has been established with the aim of producing boats of a high and uniform standard. That's why we offer **one of the best guarantees in the inflatable market**: five years on assembly joints, 5 years on HAKU® PVC fabric and 10 years on AKRON® Polyurethane fabric.

Some models in the VALIANT professional range have received SOLAS certification. This certification is proof of industrial quality, with exceptionally high standards for design, reliability and safety.



## V

750 CRUISER .....	p. 4-5
620 CRUISER .....	p. 6-7
750 SPORT .....	p. 8-9
620 SPORT .....	p. 10-11
570 - 520 SPORT/SPRINT.....	p. 12-13
450 SPORT .....	p. 14-15

## DR

750 - 620 .....	p. 16-17
570 - 520.....	p. 18-19
490 - 450 - 400.....	p. 20-21

## DYNAMIC

300 - 270 - 240 TENDER .....	p. 22-23
380 - 340 - 300 OPEN .....	p. 22-23

## Accessories .....

## Engine details .....

## Technical data .....

## Equipments and accessories .....



# 750 Cruiser

## Main characteristics

CE Category	C
Length overall	7.49 m
Beam overall	2.85 m
Max. capacity persons	22
Max. engine	300 HP
Total boat weight (Exc. engine)	1170 kg
Fuel tank	300 L

Leaning Post S-7D with locker (standard)



Front removable table on stainless steel foot (optional)



Ice chest marine with tie down kit (standard)



Bow sundeck (standard)



# 750 Cruiser

Dashboard with Northstar 657 combined sounder/GPS (standard)



Electric windlass with anchor (optional)



Center Console S-7 with locker under the seat (standard)



Electrical shower with tank 40 litres (standard)



## Standard equipment & accessories

- › Center console S-7 with hydraulic steering
- › GRP navigation frame with lights
- › Fibreglass anchor bracket with stainless steel bow roller (retractable)
- › Northstar 657 combined sounder/GPS
- › Electric panel with 6 switches and socket (12V)
- › Electrical shower with tank 40 litres
- › Automatic bilge pump
- › Bathing platform with stainless steel ladder S-7
- › Ice chest marine with tie down kit
- › Ice chest tie down kit
- › Integral fuel tank 300 L
- › Internal lifelines
- › Leaning Post S-7D with locker
- › Non-slip deck with teak laminate
- › Pressure relief valves
- › Stainless steel ski mast
- › Stern mooring cleats (retractable)
- › Sundeck cushions with transport bag

## Optional equipment & accessories

- › Electric windlass with anchor
- › Bimini sunshade
- › Boat cover
- › Front cockpit table

Color options



Products may differ from those shown



## 620 Cruiser

### Main characteristics

CE Category	C
Length overall	6.15 m
Beam overall	2.50 m
Max. capacity persons	17
Max. engine	150 HP
Total boat weight (Exc. engine)	618 kg
Fuel tank	106 L

Steering wheel (standard)



Stainless steel ski mast (standard)



Fibreglass anchor bracket with stainless steel bow roller (standard)



Bow sundeck (standard)



## 620 Cruiser

Bathing platform with stainless steel ladder S-5 (standard)



Bimini sunshade



Center console S-6 Comfort with hydraulic steering (standard)



Electrical shower with tank 40 litres (standard)



### Standard equipment & accessories

- › Center console S-6 Comfort with hydraulic steering
- › Bathing platform with stainless steel ladder S-5
- › Fibreglass anchor bracket with stainless steel bow roller
- › Electric panel with 6 switches and socket
- › Electrical shower with tank 40 litres
- › Automatic bilge pump
- › GRP navigation frame with lights
- › Integral fuel tank 106 L
- › Non-slip deck with teak laminate
- › Internal/external lifelines
- › Pressure relief valves
- › Stainless steel ski mast
- › Stern mooring cleat (retractable)
- › Folding backrest seat

### Optional equipment & accessories

- › Northstar 657 combined sounder/GPS
- › Bimini sunshade
- › Mooring cover

Color options



Products may differ from those shown

# 750 Sport

## Main characteristics

CE Category	C
Length overall	7.49 m
Beam overall	2.85 m
Max. capacity persons	22
Max. engine	300 HP
Total boat weight (Exc. engine)	1065 kg
Fuel tank	300 L

## Standard equipment & accessories

- › Console S-7 with hydraulic steering
- › Bow cleat
- › Electric panel with 6 switches
- › Automatic bilge pump
- › Integral fuel tank 300 L
- › Internal lifelines
- › Non-slip deck with teak laminate
- › Pressure relief valves
- › Leaning Post S-7D

## Optional equipment & accessories

- › Northstar 657 combined sounder/GPS
- › Bimini sunshade
- › Stainless steel ski mast
- › Bathing platform with stainless steel ladder S-7
- › Mooring cover
- › Fibreglass anchor bracket with stainless steel bow roller
- › Electrical shower with tank 40 litres
- › Ice chest marine with tie down kit
- › Stainless steel navigation frame S-7 with lights
- › Front side lockers for sundeck
- › Sundeck cushions with storage bag (front side locker option required)

Color options



Products may differ from those shown

Fibreglass anchor bracket with stainless steel bow roller (optional)



Front side lockers for sundeck (mandatory option for sundeck cushions)



Stainless steel navigation frame S-7 with lights (optional)



Sundeck with front side lockers (optional)



# 750 Sport

Bathing platform with stainless steel ladder S-7 (optional)



Ice chest marine with tie down kit (optional)



Center console S-7 with locker under the seat (standard)



Dashboard (standard)







# 620 Sport

## Main characteristics

CE Category	C
Length overall	6.15 m
Beam overall	2.50 m
Max. capacity persons	17
Max. engine	150 HP
Total boat weight (Exc. engine)	504 kg
Fuel tank	106 L


Stern seat, 3 persons (standard)



Leaning Post stainless steel, 2 persons (standard)



Pressure relief valves (standard)



Large storage locker for mooring (standard)



# 620 Sport

Dashboard with instrumentation



Stainless steel ski mast (optional)



Center console S-6 Comfort with hydraulic steering (standard)



Stainless steel navigation frame S-6 with lights (optional)



## Standard equipment & accessories

- › Center console S-6 Comfort with hydraulic steering
- › Bow cleat
- › Leaning Post stainless steel, two persons
- › Seat with locker
- › Electric panel with 6 switches
- › Automatic bilge pump
- › Integral fuel tank 106 L
- › Internal/external lifelines
- › Non-slip deck with teak laminate
- › Pressure relief valves

## Optional equipment & accessories

- › Northstar 657 combined sounder/GPS
- › Bimini sunshade
- › Bathing platform with stainless steel ladder S-5
- › Boat cover
- › Fibreglass anchor bracket with stainless steel bow roller
- › Electrical shower with tank 40 litres
- › Ice chest marine with tie down kit
- › Stainless steel navigation frame S-6 with lights
- › Stainless steel ski mast

## Color options



Products may differ from those shown

# 570 & 520 Sport / Sprint

## Main characteristics

	570	520
CE Category	C	C
Length overall	5.65 m	5.20 m
Beam overall	2.40 m	2.18 m
Max. capacity persons	15	9
Max. engine	135 HP	100 HP
Total boat weight (Exc. engine)	446 kg	320 kg
Fuel tank	106 L	73 L

## Standard equipment & accessories

- Center console S-5 light with mechanical steering system (V520 Sprint)
- Center console S-5 with hydraulic steering system (V520 Sport)
- Center console S-6 Comfort with hydraulic steering (V570 Sport)
- Electric panel with 3 switches
- Automatic bilge pump
- Seat with locker S-5 (V520)
- Seat with locker S-6 (V570 Sport)
- Integral fuel tank (73 L on V520 and 106 L on V570)
- Internal / external lifelines (Internal only on the V570 Sprint)
- Non-slip deck with laminated teak (anti-slip white deck on the V520 Sprint)
- Bathing platform with stainless steel ladder S-5 (V520 & V570 Sport)

## Optional equipment & accessories

- Northstar 657 combined sounder/GPS
- Bimini sunshade
- Boat cover
- Bathing ladder S-4 (520 Sprint)
- Bathing platform with stainless steel ladder S-5 (520 Sprint)
- Ice chest marine
- Cushions for ice chest marine
- Ice chest tie down kit
- Stainless steel navigation frame S-5 with lights
- Sundeck with transport bag

Color options



Products may differ from those shown

## V 570 Sport



## V 520 Sport

Console S-6 Comfort on 570 Sport (standard)



Console S-5 on 520 Sport and S-5 Light on the 520 Sprint (standard)



Sundeck cushions (optional)



# 520 Sprint





# 450 Sport

## Main characteristics

CE Category	C
Length overall	4.50 m
Beam overall	1.94 m
Max. capacity persons	7
Max. engine	60 HP
Total boat weight (Exc. engine)	250 kg

V 450 Sport



## Standard equipment & accessories

- › New center console S-4 with cable steering system
- › New Seat with locker S-4
- › Bow cleat
- › Bow locker
- › Foam-filled hull
- › Internal/external lifelines
- › Non-slip deck

## Optional equipment & accessories

- › Boat cover
- › Bathing ladder S-4
- › Ice chest
- › Ice chest tie down kit
- › Stainless steel navigation frame S-4 with lights
- › Sundeck (with supports)

New center console S-4 (standard)



New seat with locker S-4 (standard)



Bow locker (standard)



Color options



Products may differ from those shown

# DR 750 & 620

## Main characteristics

	750	620
CE Category	C	C
Length overall	7.49 m	6.15 m
Beam overall	2.85 m	2.50 m
Max. capacity persons	22	17
Max. engine	300 HP	150 HP
Total boat weight (Exc. engine)	773 kg	486 kg
Fuel tank	300 L	106 L

## Standard equipment & accessories

- › Integral tank of 106 L (DR 620) and 300 L (DR 750)
- › Automatic bilge pump
- › Aluminium hatch (except DR 620)
- › Bow cleat
- › Double rubbing strake
- › Internal/external lifelines
- › Lifting handles
- › Tube reinforcements
- › Pressure relief valves
- › Stern lifting/towing points

## Optional equipment & accessories

- › Stainless steel PT-7D backrest seat or PT-7M single person
- › Leaning Post fibreglass S-7D (except DR 620)
- › Double modular seat
- › Single modular seat
- › Dive bottle rack (4, 6, 8, 10 or 12 bottles)
- › Stainless steel SAMSON bow post
- › Fibreglass anchor bracket with stainless steel bow roller
- › Rubber bow roller
- › Center console PT-5 (except DR 750)
- › Center console PT-6
- › Center console PT-7 (except DR 620)
- › Double Jockey console S-7
- › Hydraulic steering
- › Bathing platform with stainless steel ladder S-5 (DR 620)
- › Bathing platform with stainless steel ladder S-7 (DR 750)
- › Diving ladder with platform, stainless steel navigation frame and navigation lights
- › Stainless steel navigation frame S-6/7 with lights
- › PVC keel protection

Products may differ from those shown

## DR 750



## DR 620



Platform with diving ladder and S-7 navigation frame with navigation lights (optional)



Dive bottle rack (4,6,8,10,12) (optional)



Backrest seat PT-7D, two persons (on 750) (optional)







DR 570



DR 520



## DR 570 & 520

### Main characteristics

	570	520
CE Category	C	C
Length overall	5.65 m	5.20 m
Beam overall	2.40 m	2.18 m
Max. capacity persons	15	9
Max. engine	135 HP	100 HP
Total boat weight (Exc. engine)	375 kg	262 kg
Fuel tank	106 L	73 L

### Standard equipment & accessories

- › Integrated tank of 73 L (DR 520) and 106 L (DR 570)
- › Bow cleat
- › Towing ring/ front anchoring
- › Automatic bilge pump
- › Internal/external lifelines
- › Tube reinforcements
- › Lifting handles
- › Non-slip deck
- › Pressure relief valves
- › Rubbing strake (double)
- › Stern lifting/towing points

### Optional equipment & accessories

- › Single person backrest PT-7M, folding
- › Leaning Post S-6D
- › Seat with locker S-5 (on DR 520)
- › Seat with locker S-6 (on DR 570)
- › Single modular seat
- › Bathing ladder S-4
- › Bathing platform with stainless steel ladder S-5
- › Dive bottle rack (4 or 6 bottles)
- › Reinforcing bands (diver)
- › Reinforced lifting points bow/stern
- › Rubber bow roller
- › Coloured hull
- › Center console PT-5
- › Center console PT-6 (except DR 520)
- › Jockey console S-5

Pressure relief valves



Center console PT-5 & leaning post S-6D (option)



PT-5 dashboard



Products may differ from those shown

## DR 490 & 450 & 400

### Main characteristics

	490	450	400
CE Category	C	C	C
Length overall	4.90 m	4.50 m	4.00 m
Beam overall	1.94 m	1.94 m	1.77 m
Max. capacity persons	8	7	6
Max. engine	60 HP	60 HP	30 HP
Total boat weight (Exc. engine)	185 kg	157 kg	154 kg

### Standard equipment & accessories

- › Bow cleat
- › Bow locker
- › Towing ring/ front anchoring
- › Foam-filled hull
- › Internal/external lifelines
- › Lifting handles
- › Non-slip deck
- › Tube reinforcements
- › Telescopic paddles
- › Pressure relief valves
- › Reinforced rubbing strake
- › Stern lifting/towing points

### Optional equipment & accessories

- › Bathing ladder S-4
- › Rubber bow roller
- › Reinforced lifting points bow/stern
- › Boat cover
- › Coloured hull
- › Double Jockey console S-5
- › Stainless steel navigation frame S-4 with lights
- › PVC keel protection



DR 400



DR 450




DR 490


Jockey seat with place for 24 litres spare fuel can (optional)



Bow locker (standard)



Pressure relief valves (standard)







ATHI  
LONDON

MERCURY

RIB FACTORY

## Dynamic Tender (300 - 270 - 240)



## Dynamic Open (380 - 340 - 300)

## DYNAMIC Tender

### Main characteristics

	300	270	240
CE Category	C	D	-
Length overall	3.00 m	2.70 m	2.40 m
Beam overall	1.64 m	1.40 m	1.40 m
Max. capacity persons	4	4	3
Max. engine	9.9 HP	6 HP	6 HP
Total boat weight (Exc. engine)	56 kg	45 kg	41 kg

## DYNAMIC Open

	380	340	300
CE Category	C	C	C
Length overall	3.80 m	3.40 m	3.00 m
Beam overall	1.64 m	1.64 m	1.64 m
Max. capacity persons	5	4	4
Max. engine	20 HP	20 HP	9.9 HP
Total boat weight (Exc. engine)	77 kg	74 kg	59 kg

### Standard equipment & accessories

- > Fibreglass seat (on Tender 240 / 270 / 300)
- > Bow lifting handle
- > Stern lifting handle
- > Stern lifting/towing points
- > Towing ring
- > Automatic drainage system
- > External lifelines
- > Non-slip deck (on Tender 240 / 270 / 300)
- > Non-slip deck with teak laminate (on Open 300 / 340 / 380)
- > Telescopic paddles (on Open 300 / 340 / 380)
- > Aluminium oars (on Tender 240 / 270 / 300)
- > Fuel tank tie down strap (on Open 300 / 340 / 380)

### Optional equipment & accessories

- > Boat cover (all models)
- > Fuel tank tie down strap (on Tender 240 / 270 / 300)
- > Pack Family on model Open only
  - Center console S-3
  - Seat with locker S-3
- > Pack Sport on model Open only
  - Jockey console S-3

### Automatic drainage system (standard)



### Family Pack (optional): Center console S-3 + seat S-3, on OPEN model only



### Sport Pack (optional): Jockey S-3, console on model OPEN only



Products may differ from those shown

# Accessories

Accessoires in white standard. In colour with price supplement.

Jockey console S-3 with steering wheel (single)  
Dim. (cm) : L: 106 x w: 39 x h: 55



Double Jockey console S-5 with steering wheel (DR range)  
Dim. (cm) : L: 125 x w: 54 x h: 105



Double Jockey console S-7 with steering wheel (DR range)  
Dim. (cm) : L: 155 x w: 62 x h: 114



Center console S-3  
Dim. (cm) : L: 33 x w: 38 x h: 75



Center console S-4  
Dim. (cm) : L: 107 x w: 46 x h: 97



Center console S-5  
Dim. (cm) : L: 54 x w: 70 x h: 111



Center console S-6  
Dim. (cm) : L: 67 x w: 95 x h: 157



Center console S-6 Comfort  
Dim. (cm) : L: 108 x w: 95 x h: 157



Center console S-7  
Dim. (cm) : L: 83 x w: 112 x h: 150



Center console PT-5 (DR range)  
Dim. (cm) : L: 42 x w: 46 x h: 112



Center console PT-6 (DR range)  
Dim. (cm) : L: 43 x w: 77 x h: 151



Center console PT-7 (DR range)  
Dim. (cm) : L: 78 x w: 100 x h: 154



Seat with locker S-3  
Dim. (cm) : L: 52 x w: 72 x h: 68



Seat with locker S-4  
Dim. (cm) : L: 101 x w: 96 x h: 63



Seat with locker S-5  
Dim. (cm) : L: 45 x w: 106 x h: 77



# Lots of ideas for customising your Valiant !

Seat with locker S-6  
Dim. (cm) : L: 52 x w: 125 x h: 86



Leaning Post S-7D  
Dim. (cm) : L: 54 x w: 108 x h: 105



Leaning Post S-6D  
Dim. (cm) : L: 90 x w: 53 x h: 100



Backrest PT-6D without seat  
(two persons)  
Dim. (cm) : L: 104 x w: 42 x h: 104



Backrest PT-7D with folding seats  
(two persons)  
Dim. (cm) : L: 42 x w: 104 x h: 105



Backrest PT-7M with folding seat  
(one person)  
Dim. (cm) : L: 44 x w: 54 x h: 100



Double modular seat  
Dim. (cm) : L: 115 x w: 32 x h: 110




Single modular seat  
Dim. (cm) : L: 59 x w: 32 x h: 81



Northstar 657 combined  
sounder/GPS



Vessel View  
(for Verado® engine only)



Removable  
stainless steel  
ski mast



Folding navigation frame S-4 with  
navigation lights



Folding navigation frame S-5/6/7  
with navigation lights



Navigation  
frame  
+ platform  
+ diving ladder



Dive bottle rack (4,6,8,10)



# Accessories

Aluminium hatch  
(different dimensions)



ABS hatch (different dimensions)



Glove box in ABS, for mounting  
(optional)



Electrical panel switches  
(depending on model)



Hydraulic steering (optional)



Electric windlass with anchor  
(on 750 Cruiser only)



Retractable bow roller




Rubber bow roller (grey or black)



Bimini sunshade  
(various models available)



Stainless steel bow SAMSON post  
(for DR 620 and 750)



Electrical shower  
with tank 40 litres



Stainless steel bathing ladder S-4



Stern platform with telescopic  
stainless steel bathing ladder S-5/7



Over pressure safety valve  
(depending on model)



Tube reinforcement and handles  
(diver)



## Comfort and safety on board your Valiant

Consult your agent to ensure that these accessories are compatible with your boat

Bow side lockers for V750 Sport



Sundeck (different models available)



Front removable table on stainless steel foot (optional)



Sundeck storage bag




Fixing system for tank



Marine ice chest (various models available)



Ice chest tie down kit



Standard equipment (pump, telescopic paddles and repair kit)



Electric pump (12V or 220V)




Mooring anchor for small inflatables



Automatic or manual life jackets



Ski jacket



Wakeboard & water skis



Hand pump



Pressure gauge



# Engine details

## THE VERY BEST IN ENGINE POWER AND NAVIGATION

Choose among our vast range of robust and powerful Mercury or Mariner outboard engines, the most appreciated of all times. You'll have the very best and most up-to-the-minute engine power to take your boat out to enjoy the delights of the water.

Moreover, you will benefit from a national and international network of dealers.

On top of this, a five-year warranty program is applicable for all eligible Mercury and Mariner outboard engines\*. The program will be offered to owners of new Mercury and Mariner outboard engines\*\*. The warranty applies to Mercury and Mariner Verado®, OptiMax® and FourStroke engines purchased in Europe, the Middle East, Africa and the CIS region. The five years of comprehensive factory-backed coverage includes labor for failures caused by defects in material or workmanship. What's more, the new warranty is transferable if the engine is sold within the five-year period. The warranty applies to recreational use only. Warranties on high performance engines and engines used for racing or commercial purposes remain unchanged.



\*Conditions and exclusions apply. Promotion excludes Mercury Racing and Mercury Performance Products.

\*\*Provided that all extended warranty conditions are met.

## OUTBOARDS



➤ **Mercury:** Being the “#1 On The Water™” means leading the way in every aspect. From products to service to customer satisfaction, Mercury outperforms the competition at every turn. With Verado® for example, Mercury offers an exclusive engine concept that delivers the best 2 stroke performance in a 4 stroke package, with convenience- enhancing features that make every boat ride a unique experience. If your passion is water sports then Mercury OptiMax® is your power of choice. Mercury OptiMax® delivers 2 stroke performance with 4 stroke-like exhaust emission and fuel consumption. Mercury is also the leader in 4 stroke technology with the most modern range of 4 stroke outboards in the industry.

### 4 STROKE

Intake, compression, power, exhaust. Those are the stages of four-cycle combustion. Because every combustion series consists of four discrete stages, 4 stroke engines tend to be quieter, smoother and more fuel efficient than traditional 2 strokes, all while producing lower emissions.

### VERADO® SUPERCHARGED

Before Verado®, conventional 4 stroke outboards were reliable, but disappointing on performance. The revolutionary Verado® 4 stroke changed that by combining unmatched acceleration and responsiveness, unbeatable torque, precise control and ultra quiet operation, with industry-leading reliability.

### OPTIMAX®

A Direct Injected engine that combines the heart, soul, speed and power of a traditional 2 stroke, but with the advantages of a 4 stroke. Its unique two-stage injection system creates a remarkably complete combustion – which means boaters can have a great time on the water while feeling good about conserving fuel and producing fewer emissions.

➤ **Mariner:** At Mariner we never forget the reasons why people choose boating as a hobby. No other sport offers you more possibilities to have fun than boating. Since you buy a boat for the fun of it, it's important to specify an outboard engine that will help you get the most pleasure from your preferred boating experience. Mariner outboards will ensure you have complete confidence and peace of mind to relax and enjoy. Mariner outboards are available in a full range of 2 stroke, 4 stroke and supercharged configurations.







## Technical characteristics

	CE category	Length overall (m)	Beam overall (m)	Length inside (m)	Beam inside (m)	Tube diameter (m)	Number of chambers	Max. capacity weight (kg)	Max. capacity persons	Engine shaft type	Max. engine (Hp)	Minimum engine (Hp)	Max. weight engine (kg)	Total weight (excl. engine) (kg)	Fuel tank capacity (L)	Page of catalogue	
V	750 Cruiser	C	7.49	2.85	6.2	1.6	0.6	7	2300	22	XL	300	115	294	1170	300	4-5
	620 Cruiser	C	6.15	2.5	4.5	1.3	0.57	5	1850	17	L	150	90	231	618	106	6-7
	750 Sport	C	7.49	2.85	6.2	1.6	0.6	7	2300	22	XL	300	115	294	1065	300	8-9
	620 Sport	C	6.15	2.5	4.5	1.3	0.57	5	1850	17	L	150	90	231	504	106	10-11
	570 Sport	C	5.65	2.4	4	1.3	0.55	5	1450	15	L	135	60	195	446	106	12-13
	520 Sport	C	5.2	2.18	3.94	1.1	0.48	4	1150	9	L	100	40	181	320	73	12-13
	520 Sprint	C	5.2	2.18	3.94	1.1	0.48	4	1150	9	L	100	40	181	320	73	12-13
	450 Sport	C	4.5	1.94	3.4	0.98	0.48	3+1	1000	7	L	60	25	112	250		14-15
DR	750	C	7.49	2.85	6.2	1.6	0.6	7	2300	22	1XL-2L	300	115	350	773	300	16-17
	620	C	6.15	2.5	4.5	1.3	0.57	5	1850	17	L	150	90	231	486	106	16-17
	570	C	5.65	2.4	4	1.3	0.55	5	1450	15	L	135	60	195	375	106	18-19
	520	C	5.2	2.18	3.94	1.1	0.48	4	1150	9	L	100	40	181	262	73	18-19
	490	C	4.9	1.94	3.62	0.98	0.48	4+1	1100	8	L	60	30	112	185		20-21
	450	C	4.5	1.94	3.4	0.98	0.48	3+1	1000	7	L	60	25	112	157		20-21
	400	C	4	1.77	2.85	0.85	0.46	3+1	800	6	L	30	13.5	106	154		20-21
DYNAMIC	300 Tender	C	3	1.64	1.9	0.8	0.42	2	470	4	S	9.9	6	40	56		22-23
	270 Tender	D	2.7	1.4	1.7	0.64	0.38	2	400	4	S	6	4	35	45		22-23
	240 Tender	-	2.4	1.4	1.5	0.64	0.38	2	350	3	S	6	3	34	41		22-23
	380 Open	C	3.8	1.64	2.55	0.8	0.42	3	600	5	S	20	10	55	77		22-23
	340 Open	C	3.4	1.64	2.3	0.8	0.42	3	560	4	S	20	8	55	74		22-23
	300 Open	C	3	1.64	1.9	0.8	0.42	2	470	4	S	9.9	6	50	59		22-23

\*: Engine weight included

## Equipments and accessories

		Consoles										Seats and backrests										Various																												
		Centre console S-3	Centre console S-4	Centre console S-5	Centre console S-5 Light	Centre console S-6 Comfort	Centre console S-7	Centre console PT-5	Centre console PT-6	Jockey console PT-7	Double Jockey console S-3	Double Jockey console S-5	Seat with locker S-7	Seat with locker S-3	Seat with locker S-4	Seat with locker S-5	Leaning Post S-6	Leaning Post S-7D	Leaning Post S-6D	Backrest PT-6D	Backrest seat PT-7D	Double seat PT-7M	Single modular seat	Northstar 657	Hydraulic steering	Automatic tillge pump	Bathing ladder S-4	Platform with bathing ladder S-4	Platform with bathing ladder S-5	Diving platform with ladder S-7	Bimini sunshade	Stainless steel bow SAMSON post	Diving bottle rack (various models)	Rubber bow roller	Deck shower	PVC keel protection	Navigation frame S-4	Navigation frame S-5	Navigation frame S-6/7	Fibreglass anchor bracket with stainless steel bow roller	Stainless steel ski mast	Bow sundeck + transport bag	Ice chest marine	Cushion marine	Ice chest tie down kit	Mooring cover	Electric windlass + anchor	Cockpit table		
750 Cruiser				S											S							S	S	S			S		O			S						S	S	S	S		S	O	O	O				
620 Cruiser			S																				O	S	S		S			O			S						S	S	S					O				
750 Sport				S											S								O	S	S		O		O		O	O						O	O	O	O	O		O	O					
620 Sport			S													S							O	S	S		O			O		O	O					O	O	O		O	O	O	O					
570 Sport				S											S								O	S	S		S			O		O				O					O					O				
520 Sport		S											S											S	S		S			O		O					O				O	O	O	O	O					
520 Sprint			S										S											O	S		O			O		O					O				O	O	O	O	O					
450 Sport		S									S															O				O		O														O				
DR 750					O	O	O			O					O	O	O	O	O	O	O	O	O	O	S			O	O	O	O	O	O	O				O	O			O	O	O	O					
DR 620						O	O			O					O	O	O	O	O	O	O	O	O	O	S			O	O	O	O	O	O	O				O	O			O	O	O	O					
DR 570						O	O			O					O	O	O						O	S	O	O			O	O	O	O	O				O	O			O	O	O	O						
DR 520			O							O					O								O	S	O	O			O	O	O	O	O				O				O	O	O	O	O					
DR 490		O								O	O				O												O			O	O	O	O	O									O	O	O	O				
DR 450		O								O	O				O												O			O	O	O	O	O										O	O	O	O			
DR 400		O								O	O				O												O			O	O	O	O	O										O	O	O	O			
300 Tender																																															O			
270 Tender																																																O		
240 Tender																																																O		
380 Open	F							T			F																																				O			
340 Open	F							T			F																																				O			
300 Open	F							T			F																																				O			

S: Standard equipment - O: Optional equipment - T: Sport pack - F: Family pack

*Brunswick* FEATURES THE WORLD'S PREMIER BRANDS IN THE MARINE, FITNESS, BOWLING AND BILLIARDS INDUSTRIES. THIS COLLECTION OF BRANDS ILLUSTRATES BRUNSWICK'S COMMITMENT TO DELIVERING THE BEST PRODUCTS TO ITS CUSTOMERS AND THE INDUSTRIES IT SERVES. IT'S NO WONDER EVERY BRUNSWICK BRAND SHAPES THE JOYS OF LIFE – ON THE WATER, IN RECREATION CENTERS, AT FITNESS FACILITIES AND IN HOMES AROUND THE WORLD. *live life well*



BOATS



MARINE ENGINES



FITNESS



BOWLING



BILLIARDS



[www.valiant-boats.com](http://www.valiant-boats.com)

Remember - Life vests float. You don't. Always use your engine's safety stop lanyard.

© 2009 Brunswick Marine in EMEA. All Rights Reserved. GB - Printed in Belgium. Part #: 90-8M9200817

Brunswick Marine in EMEA continuously explores means to improve the products it designs, manufactures and distributes. Every effort is made to produce sales and service literature which is current. Changes to specifications of engines, boats and accessories are ongoing. This brochure should not be regarded as a precise guide to the latest specifications. This brochure is also not an offer for sales of any particular engine, boat or accessory. Distributors and dealers are not agents of Brunswick Marine in EMEA or one of its affiliates and they have no authority to bind Brunswick Marine in EMEA by any express undertaking or representation, including but not limited to representations of product, sales, applications or service nature. Not all products are available in all countries and some are available only in limited quantities. Some products shown in this catalogue are equipped with optional accessories. Please see your local dealer. Visit <http://www.BrunswickMarineEMEA.com>



BRUNSWICK MARINE in EMEA  
ISO 9001 - 2000 CERTIFIED



The quality system of  
Brunswick Marine in EMEA  
is ISO 9001:2000 certified

